



INFLUENCE ECLIPSE PODIUM

From instructor podiums to social spaces, our Influence X-Base tables are the perfect fit. Height-adjustable with a fast and simple pneumatic mechanism, users opt how to use the table: seated for a serious work session, or standing while facilitating a presentation or gathering. These tables are ideal for small team breakouts, podiums in classrooms, breakrooms, or for adding work areas to cubicles. No matter the function, the Influence Eclipse podium gives you choices. Select from a variety of sizes, accessories, and finishes.




FEATURES

- 1.25" thick worksurface with HPL laminate, balancing-backer sheet, and 3MM edge
- Metal-to-metal connection from worksurface to leg for easy installation and a strong hold
- Height adjustable with pneumatic trigger handle - Range with casters: 29.5"-47"
- 30"-48" wide
- Lift capacity: 40 lbs. (approximate)
- MAS® Certified Green
- Limited lifetime warranty; adjustable height mechanism one-year warranty
- Made in the USA

OPTIONS


- Additional sizes available
- Round and square shapes also available
- Small accessory storage tray
- Black or silver base. Worksurface has numerous color options (to view, visit the Resources Section at interiorconcepts.com)




Eclipse podium also functions as a supplemental desk work surface.

ROOM LAYOUT EXAMPLES


Arc Layout




Small Groups Layout



U-Shaped Layout



Rows Layout



MODEL	DESCRIPTION	SIZE
TIBSECPN3030	Influence, Eclipse Adjustable Height Podium, Glides/Casters	30" D x 30" W, 29.5-47" H
TIBSECPN3636	Influence, Eclipse Adjustable Height Podium, Glides/Casters	36" D x 36" W, 29.5-47" H
TIBSECPN4242	Influence, Eclipse Adjustable Height Podium, Glides/Casters	42" D x 42" W, 29.5-47" H
TIBSECPN4848	Influence, Eclipse Adjustable Height Podium, Glides/Casters	48" D x 48" W, 29.5-47" H



18525 Trimble Court, Spring Lake, MI 49456
800.678.5550 | interiorconcepts.com

