



COMPUTER LAB WORKSTATIONS

The role of computers in classrooms has evolved from basic keyboarding and accounting classes to technology-driven curriculum in areas such as industrial design, animation, and programming. With students employing robust software packages, these technology-rich computer labs require dedicated workstations designed to comfortably accommodate students and their CPUs, monitors, scanners, and printers.

Since these courses are often in high demand, Interior Concepts has designed space-efficient workstations that smoothly integrate technology for the greatest number of students. IT departments also appreciate the Chase™ Wire Management System because of its ability to help simplify equipment connections and hide wires and cables.



FEATURES



- 1.25" thick worksurface with HPL laminate, balancing-backer sheet, and 3MM edge
- 29" H worksurface
- Built-in Chase™ Wire Management
- Limited lifetime warranty
- Made in the USA
- MAS® Certified Green

OPTIONS



- Station dimensions/worksurface heights are customizable by the inch (e.g. lower for elementary students or raised for counter-height designs)
- 8-Wire electrical
- Desktop power
- Storage pedestals, CPU brackets, monitor arms, and keyboard trays
- Decorative acrylic panel inserts to coordinate program areas
- Numerous color options (to view, visit the Resources Section at interiorconcepts.com)

WORKSTATION LAYOUTS

Lecture Style Layout



Perimeter Layout



Perimeter style workstations are meant to be placed against a wall and have an open lower back panel to allow access to existing building electrical.



2 Person



4 Person



6 Person



8 Person

Computer Lab Without Upper Panels: Perimeter Style

MODEL	DESCRIPTION	SIZE
CL2NUPS306029LPCH	2-Person Station, Laminate Panels, Chase Wire Mgmt, Grommets	30" D x 60" W x 29" H
CL4NUPS3012029LPCH	4-Person Station, Laminate Panels, Chase Wire Mgmt, Grommets	30" D x 120" W x 29" H
CL6NUPS3018029LPCH	6-Person Station, Laminate Panels, Chase Wire Mgmt, Grommets	30" D x 180" W x 29" H
CL8NUPS3024029LPCH	8-Person Station, Laminate Panels, Chase Wire Mgmt, Grommets	30" D x 240" W x 29" H

Computer Lab Without Upper Panels: Lecture Style

MODEL	DESCRIPTION	SIZE
CL2NULS306029LPCH	2-Person Station, Laminate Panels, Chase Wire Mgmt, Grommets	30" D x 60" W x 29" H
CL4NULS3012029LPCH	4-Person Station, Laminate Panels, Chase Wire Mgmt, Grommets	30" D x 120" W x 29" H
CL6NULS3018029LPCH	6-Person Station, Laminate Panels, Chase Wire Mgmt, Grommets	30" D x 180" W x 29" H
CL8NULS3024029LPCH	8-Person Station, Laminate Panels, Chase Wire Mgmt, Grommets	30" D x 240" W x 29" H

Computer Lab Without Upper Panels: Lecture Style with 8-Wire Electrical

MODEL	DESCRIPTION	SIZE
CL2NULS306029LPCHE	2-Person Station, Laminate Panels, Chase Wire Mgmt, Grommets	30" D x 60" W x 29" H
CL4NULS3012029LPCHE	4-Person Station, Laminate Panels, Chase Wire Mgmt, Grommets	30" D x 120" W x 29" H
CL6NULS3018029LPCHE	6-Person Station, Laminate Panels, Chase Wire Mgmt, Grommets	30" D x 180" W x 29" H
CL8NULS3024029LPCHE	8-Person Station, Laminate Panels, Chase Wire Mgmt, Grommets	30" D x 240" W x 29" H



1. For workstations with dividers, the height and depth can be designed to meet computer testing environment specifications. 2. This lecture style with backslash workstation showcases the spaciousness and easy access delivered with our Chase™ Wire Management system.



2 Person



4 Person



6 Person



8 Person

Computer Lab with Backslash: Perimeter Style


MODEL	DESCRIPTION	SIZE
CL2BSPS306033LPCH	2-Person Station, Laminate Panels, Chase Wire Mgmt, Wire Dips	30" D x 60" W x 33" H
CL4BSPS3012033LPCH	4-Person Station, Laminate Panels, Chase Wire Mgmt, Wire Dips	30" D x 120" W x 33" H
CL6BSPS3018033LPCH	6-Person Station, Laminate Panels, Chase Wire Mgmt, Wire Dips	30" D x 180" W x 33" H
CL8BSPS3024033LPCH	8-Person Station, Laminate Panels, Chase Wire Mgmt, Wire Dips	30" D x 240" W x 33" H

Computer Lab with Backslash: Lecture Style

MODEL	DESCRIPTION	SIZE
CL2BSLS306033LPCH	2-Person Station, Laminate Panels, Chase Wire Mgmt, Wire Dips	30" D x 60" W x 33" H
CL4BSLS3012033LPCH	4-Person Station, Laminate Panels, Chase Wire Mgmt, Wire Dips	30" D x 120" W x 33" H
CL6BSLS3018033LPCH	6-Person Station, Laminate Panels, Chase Wire Mgmt, Wire Dips	30" D x 180" W x 33" H
CL8BSLS3024033LPCH	8-Person Station, Laminate Panels, Chase Wire Mgmt, Wire Dips	30" D x 240" W x 33" H

Computer Lab with Backslash: Lecture Style with 8-Wire Electrical

MODEL	DESCRIPTION	SIZE
CL2BSLS306033LPCHE	2-Person Station, Laminate Panels, Chase Wire Mgmt, Wire Dips	30" D x 60" W x 33" H
CL4BSLS3012033LPCHE	4-Person Station, Laminate Panels, Chase Wire Mgmt, Wire Dips	30" D x 120" W x 33" H
CL6BSLS3018033LPCHE	6-Person Station, Laminate Panels, Chase Wire Mgmt, Wire Dips	30" D x 180" W x 33" H
CL8BSLS3024033LPCHE	8-Person Station, Laminate Panels, Chase Wire Mgmt, Wire Dips	30" D x 240" W x 33" H



Computer Lab with Backsplash and Dividers: Perimeter Style

MODEL	DESCRIPTION	SIZE
CL2BDPS306033LPCH	2-Person Station, Laminate Panels, Chase Wire Mgmt, Wire Dips	30" D x 60" W x 33" H
CL4BDPS3012033LPCH	4-Person Station, Laminate Panels, Chase Wire Mgmt, Wire Dips	30" D x 120" W x 33" H
CL6BDPS3018033LPCH	6-Person Station, Laminate Panels, Chase Wire Mgmt, Wire Dips	30" D x 180" W x 33" H
CL8BDPS3024033LPCH	8-Person Station, Laminate Panels, Chase Wire Mgmt, Wire Dips	30" D x 240" W x 33" H

Computer Lab with Backsplash and Dividers: Lecture Style


MODEL	DESCRIPTION	SIZE
CL2BDLS306033LPCH	2-Person Station, Laminate Panels, Chase Wire Mgmt, Wire Dips	30" D x 60" W x 33" H
CL4BDLS3012033LPCH	4-Person Station, Laminate Panels, Chase Wire Mgmt, Wire Dips	30" D x 120" W x 33" H
CL6BDLS3018033LPCH	6-Person Station, Laminate Panels, Chase Wire Mgmt, Wire Dips	30" D x 180" W x 33" H
CL8BDLS3024033LPCH	8-Person Station, Laminate Panels, Chase Wire Mgmt, Wire Dips	30" D x 240" W x 33" H

Computer Lab with Backsplash and Dividers: Lecture Style with 8-Wire Electrical

MODEL	DESCRIPTION	SIZE
CL2BDLS306033LPCHE	2-Person Station, Laminate Panels, Chase Wire Mgmt, Wire Dips	30" D x 60" W x 33" H
CL4BDLS3012033LPCHE	4-Person Station, Laminate Panels, Chase Wire Mgmt, Wire Dips	30" D x 120" W x 33" H
CL6BDLS3018033LPCHE	6-Person Station, Laminate Panels, Chase Wire Mgmt, Wire Dips	30" D x 180" W x 33" H
CL8BDLS3024033LPCHE	8-Person Station, Laminate Panels, Chase Wire Mgmt, Wire Dips	30" D x 240" W x 33" H


ADDITIONAL WORKSTATION LAYOUTS

U-Shaped Layout



This layout works well for classes that are in high demand or where student to teacher ratios can be higher.

Back-to-Back Layout



This style is seen on the front page and often accommodates more students in a smaller footprint and works well where independent work is the focus and not traditional lecture-based teaching.



18525 Trimble Court, Spring Lake, MI 49456
800.678.5550 | interiorconcepts.com

