

UNTANGLING FACILITIES HIDDEN COSTS

Untangle facilities hidden costs by selecting modular furniture with a large capacity wire management system. This one simple change can lower cabling installation costs by 25-30%, reduce cabling and contractor costs by up to 40%, and allow IT to update and change hardware 50% faster. These cost reductions can significantly impact budget when constructing or building a call center.


Tip: Furniture Design Can Reduce Installation Costs

Call centers require sophisticated technology and equipment at every workstation. Considerable time and money is spent making sure that technology, power, and components are available to each agent, however, often overlooked is the necessary cabling and pathway of the furniture that will route the cabling to each workstation.

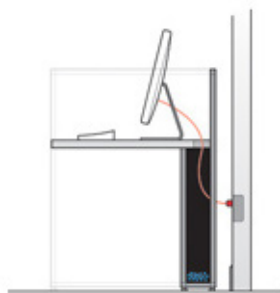
Many traditional office furniture systems use a base panel raceway and electrical system. With this type of system the wire and data cabling is ran through narrow panel raceways along the bottom of the furniture. This requires many installation hours for the data and cable management contractor and often difficulty snapping the raceways back into place after the cabling is run through the system. Also electronic devices plugged into the base system at the floor level creating a “spaghetti effect” and a safety hazard with the exposed wiring.

One way to reduce the data and cabling installation costs is to utilize call center furniture with a large capacity wire management system, like the chase system shown below, versus a base panel raceway system. The chase system is hidden behind sliding doors in the furniture for easy voice and data cabling installation and changes. A single-sided workstation has a 5” wide cavity, and back-to-back workstations have an 11” wide cavity. The chase system has more cable capacity compared to other furniture systems with panel raceway systems.

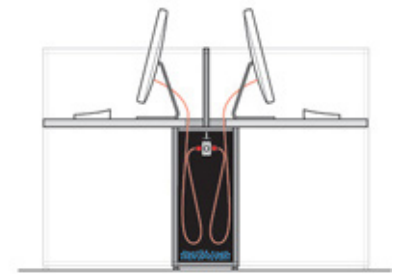
Typically contractors when shown this type of chase system will be able to lower the installation hours and costs versus working with a typical panel raceway system. Since with the chase system, all cables, cords, outlets, and jacks are accessible behind sliding doors this typically reduces installation time by 25-30%, and reduces cabling and contractor costs by up to 40%.



Base Panel Raceway System



Chase Wire Management - Single



Chase Wire Management - Double

New Horizons Communications, Inc. based in Scottsdale, AZ, provides voice & data cabling in the southwest. According to company founder, Russ Moak, “We have used furniture with the chase system on many projects. We find the chase system extremely easy to use expediting the completion of projects and reducing the labor time and cost significantly. We especially like working with the larger power poles (vertical chase system) and the large raceway path.”

Russ has over 25 years in the telecommunications industry and notes that other systems use smaller power poles and raceways that make the fit of cables extremely tight. This adds much more time and labor cost because the raceways in other systems are hard to snap in place. “We find the chase system the most effective in ease of use, reduced labor hours, and it provides a safer working environment and the most professional look in cubicle areas.”



Cubicles with Poor Wire Management



Cubicles with Chase Wire Management

Additional benefits to this type of chase system become apparent if power access is available from the floor. Since the bottom of the chase cavity is open, it does not require exact placement of floor outlets for access to power, which is much easier for electricians than when working with a typical base system.

The chase system not only saves money during installation, but it has an out of sight out of mind effect, allowing the cords and cables to be protected while IT has easy access. The chase system is also available with locks, and is incorporated into call center furniture including; bullpen cubicles, supervisor workstations, and modular office furniture.

Contact us for more tips on purchasing furniture, or request a complimentary space plan here:
www.interiorconcepts.com/complimentary-space-plan